

Applying Best Practices for Reporting Medical and Health Information on the Birth Certificate

Introduction and Demo

Monthly VSCP Directors Call

December 14, 2016

Identified Need for Training

- Birth data quality concerns
- Lack of awareness of
 - Uses of birth data
 - Resources available
- No formal standardized training available
- Solution
 - Birth Data Quality Workgroup formed subgroup to develop eLearning



Training Goals

- Improve completeness and accuracy of birth and fetal death reporting across the US
- Use a convenient accessible format with a broad reach

Applying Best Practices



Slide Title	Duration
Course Home	02:06
Course Introduction	02:06
Module 1 Introduction	01:41
Live Birth and Fetal D...	01:28
Benefits for your Facility	03:38
Benefits for Public Hea...	04:13
Birth Data Process & C...	04:02
Module 1 Conclusion	00:48
Module 2 Introduction	01:44
Standard Resources I...	00:42
The Guide	03:04

00:08 / 34:07 Minutes



Applying Best Practices for Reporting Medical and Health Information on Birth Certificates

START COURSE





Slide Title	Duration
Course Home	02:06
Course Introduction	02:06
Module 1 Introduction	01:41
Live Birth and Fetal D...	01:28
Benefits for your Facility	03:38
Benefits for Public Hea...	04:13
Birth Data Process & C...	04:02
Module 1 Conclusion	00:48
Module 2 Introduction	01:44
Standard Resources I...	00:42
The Guide	03:04

01:02 / 34:07 Minutes



Course Instructions



NAVIGATION

To navigate through the course, use the playbar controls at the bottom of the screen OR use Back and Next buttons if specified. The scenario sections proceed uninterrupted, that is the slides auto-advance.



AUDIO

This course has audio. You can turn the audio on and off.



TABLE OF CONTENTS (TOC)

A Table of Contents (TOC) menu is available on the left. It provides a section-based contents menu. Use the TOC to review content already viewed.





Slide Title	Duration
Course Home	02:06
Course Introduction	02:06
Module 1 Introduction	01:41
Live Birth and Fetal D...	01:28
Benefits for your Facility	03:38
Benefits for Public Hea...	04:13
Birth Data Process & C...	04:02
Module 1 Conclusion	00:48
Module 2 Introduction	01:44
Standard Resources I...	00:42
The Guide	03:04

01:15 / 34:07 Minutes



Continuing Education

Completion Time

This course is self-paced and you do not need to complete the course in one session. The time to complete this course and continuing education assessments is approximately 1 hour and 20 minutes.

Continuing Medical Education for Physicians (CME): The Centers for Disease Control and Prevention is accredited by the Accreditation Council for Continuing Medical Education (ACCME®) to provide continuing medical education for physicians.

The Centers for Disease Control and Prevention designates this enduring material for a maximum of (insert #) AMA PRA Category 1 Credits™. Physicians should claim only the credit commensurate with the

Disclosure

In compliance with continuing education requirements, all presenters must disclose any financial or other associations with the manufacturers of commercial products, suppliers of commercial services, or commercial supporters as well as any use of unlabeled product(s) or product(s) under investigational use.

CDC, our planners, content experts, and their spouses/partners wish to disclose they have no financial interests or other relationships with the manufacturers of commercial products, suppliers of commercial services, or commercial supporters. Planners have reviewed content to ensure there is no bias.

Content will not include any discussion of the unlabeled use of a product or a product under investigational use.

CDC did not accept commercial support for this activity.



Accreditation

- CDC's Training and Continuing Education Online (TCEO)
 - CME: 1.5 credits
 - CNE: 1.4 contact hours
 - CEU: 0.1 CEUs
 - CPH: 2 CPH recertification credits
- Certificate of completion





Slide Title	Duration
-------------	----------

○ Course Home	02:06
---------------	-------

○ Course Introduction	02:06
-----------------------	-------

○ Module 1 Introduction	01:41
-------------------------	-------

○ Live Birth and Fetal D...	01:28
-----------------------------	-------

○ Benefits for your Facility	03:38
------------------------------	-------

○ Benefits for Public Hea...	04:13
------------------------------	-------

○ Birth Data Process & C...	04:02
-----------------------------	-------

○ Module 1 Conclusion	00:48
-----------------------	-------

○ Module 2 Introduction	01:44
-------------------------	-------

○ Standard Resources I...	00:42
---------------------------	-------

○ The Guide	03:04
-------------	-------

01:17 / 34:07 Minutes



About the Course

Target Audience

The target audience for this course is staff at hospitals or free standing birthing centers who are responsible for completing the medical and health information sections of the certificate of live birth or the report of fetal death.

Course Outline

The focus of this course is the **medical and health information** for the **certificate of live birth**; however, much of the content also applies to the **report of fetal death**. The course includes two modules:

- **Module 1: The Birth Certificate - The Foundation for Maternal and Infant Health Data in the United States**
- **Module 2: Resources for Completing Birth Certificate Medical and Health Information**

The course includes a series of scenarios and interactive activities to guide you through the content.





Slide Title	Duration	
Course Home	02:06	☑ ▲
Course Introduction	02:06	
Module 1 Introduction	01:41	
Live Birth and Fetal D...	01:28	
Benefits for your Facility	03:38	
Benefits for Public Hea...	04:13	
Birth Data Process & C...	04:02	
Module 1 Conclusion	00:48	
Module 2 Introduction	01:44	
Standard Resources I...	00:42	
The Guide	03:04	▼



Uses of Birth Certificate Information

You might be surprised at how many different ways the medical and health information on the birth certificate or report of fetal death are used.:

- Tracking trends in cesarean deliveries across the US
- Examining patterns in preterm birth rates across groups
- Evaluating differences in multiple births by the mother's age
- Understanding changes over time in fetal and infant mortality

Select for Example

Select for Example

Select for Example

Select for Example



Select each example to learn more how medical and health information is used.

Your role in completing accurate information is crucial to tracking and explaining these significant circumstances.

Back

Next





Slide Title	Duration	
Course Home	02:06	☑ ▲
Course Introduction	02:06	
Module 1 Introduction	01:41	
Live Birth and Fetal D...	01:28	
Benefits for your Facility	03:38	
Benefits for Public Hea...	04:13	
Birth Data Process & C...	04:02	
Module 1 Conclusion	00:48	
Module 2 Introduction	01:44	
Standard Resources I...	00:42	
The Guide	03:04	▼

02:30 / 34:07 Minutes



Assuring Quality Birth Information in the US

Standardized resources and best practices for collecting birth certificate information were developed to ensure complete and accurate reporting across the nation.

The **Guide to Completing the Facility Worksheets for the Certificate of Live Birth and Report of Fetal Death** is featured throughout this course and shall be referred to as the **Guide**. The **Guide** is one example of an important resource for achieving quality birth information.

Select the image on the right to access the complete **Guide**





Slide Title	Duration
-------------	----------

○ Course Home	02:06	☑ ▲
---------------	-------	-----



○ Course Introduction	02:06	
-----------------------	-------	--

○ Module 1 Introduction	01:41	
-------------------------	-------	--

○ Live Birth and Fetal D...	01:28	
-----------------------------	-------	--

○ Benefits for your Facility	03:38	
------------------------------	-------	--

○ Benefits for Public Hea...	04:13	
------------------------------	-------	--

○ Birth Data Process & C...	04:02	
-----------------------------	-------	--

○ Module 1 Conclusion	00:48	
-----------------------	-------	--

○ Module 2 Introduction	01:44	
-------------------------	-------	--

○ Standard Resources I...	00:42	
---------------------------	-------	--

○ The Guide	03:04	▼
-------------	-------	---

03:06 / 34:07 Minutes



Types of Birth Information in the US

Three types of birth certificate information are collected: legal, demographic, and medical and health.

This information is used in many ways, including administrative, statistical, research, and planning. Incomplete reporting of some of the medical and health information sometimes limits its usefulness.

Select the link for definitions of the three terms



Slide Title	Duration
Course Home	02:06
Course Introduction	02:06
Module 1 Introduction	01:41
Live Birth and Fetal D...	01:28
Benefits for your Facility	03:38
Benefits for Public Hea...	04:13
Birth Data Process & C...	04:02
Module 1 Conclusion	00:48
Module 2 Introduction	01:44
Standard Resources I...	00:42
The Guide	03:04

04:04 / 34:07 Minutes

Module 1: The Foundations for Maternal & Infant Health



Applying Best Practices



Slide Title	Duration	
Course Home	02:06	<input checked="" type="checkbox"/>
Course Introduction	02:06	<input checked="" type="checkbox"/>
Module 1 Introduction	01:41	<input checked="" type="checkbox"/>
Live Birth and Fetal D...	01:28	<input type="checkbox"/>
Benefits for your Facility	03:38	<input type="checkbox"/>
Benefits for Public Hea...	04:13	<input type="checkbox"/>
Birth Data Process & C...	04:02	<input type="checkbox"/>
Module 1 Conclusion	00:48	<input type="checkbox"/>
Module 2 Introduction	01:44	<input type="checkbox"/>
Standard Resources I...	00:42	<input type="checkbox"/>
The Guide	03:04	<input type="checkbox"/>

04:14 / 34:07 Minutes



Module 1: The Foundation for Maternal & Infant Health Information in the United States

Learning Objectives

The information you provide on the birth certificate and fetal death report is critical to improving maternal and infant health in the U.S.

After completing this module, you will be able to:





1. Determine whether a birth certificate or report of fetal death should be completed.
2. Explain the benefits of reporting accurate medical and health information for the birth certificate and report of fetal death.
3. Describe how the birth certificate and report of fetal death information is collected and protected.

Let's get started!



Slide Title	Duration	
Course Home	02:06	✓
Course Introduction	02:06	✓
Module 1 Introduction	01:41	
Live Birth and Fetal D...	01:28	
Benefits for your Facility	03:38	
Benefits for Public Hea...	04:13	
Birth Data Process & C...	04:02	
Module 1 Conclusion	00:48	
Module 2 Introduction	01:44	
Standard Resources I...	00:42	
The Guide	03:04	

Your Colleagues

-  **Dr. Evans**
Obstetrician
-  **Sharon**
Senior Birth Information Specialist
-  **Mary**
Birth Information Specialist
-  **Anya**
Labor & Delivery Nurse

Dr. Evans, Sharon, Mary, and Anya work for Suburban Hospital. Throughout this module, they will explain how the work they do supports and significantly impacts the collection and documentation of birth information both locally and nationally.

Select an image on the left to find out more about your colleagues.



Back

Next



Applying Best Practices



Slide Title	Duration	
Course Home	02:06	<input checked="" type="checkbox"/>
Course Introduction	02:06	<input checked="" type="checkbox"/>
Module 1 Introduction	01:41	<input checked="" type="checkbox"/>
Live Birth and Fetal D...	01:28	<input checked="" type="checkbox"/>
Benefits for your Facility	03:38	<input type="checkbox"/>
Benefits for Public Hea...	04:13	<input type="checkbox"/>
Birth Data Process & C...	04:02	<input type="checkbox"/>
Module 1 Conclusion	00:48	<input type="checkbox"/>
Module 2 Introduction	01:44	<input type="checkbox"/>
Standard Resources I...	00:42	<input type="checkbox"/>
The Guide	03:04	<input type="checkbox"/>

06:24 / 34:07 Minutes



The Certificate of Live Birth and Report of Fetal Death



Let's take a closer look at the definitions for a live birth or fetal death. Use the playbar to continue.

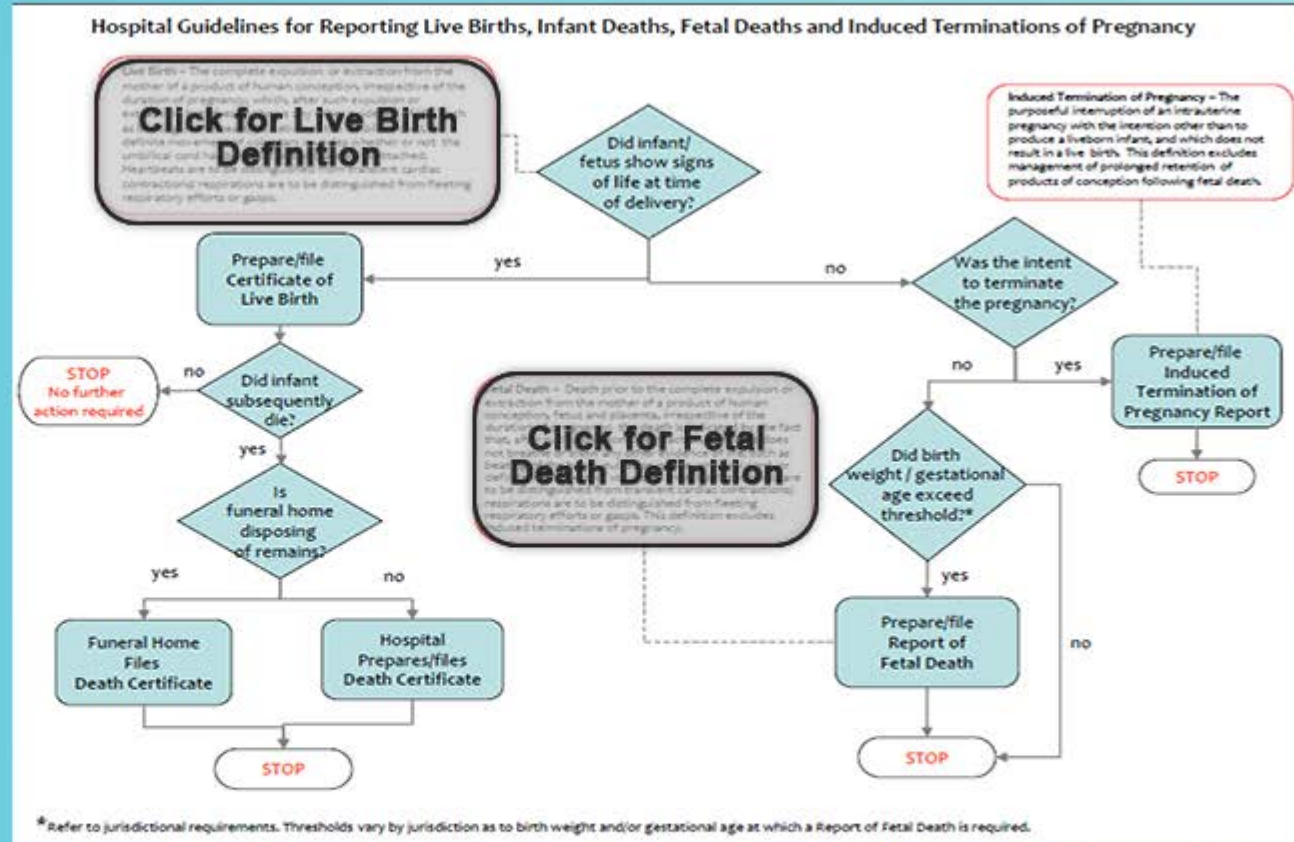


Applying Best Practices

Slide Title	Duration
Course Home	02:06
Course Introduction	02:06
Module 1 Introduction	01:41
Live Birth and Fetal D...	01:28
Benefits for your Facility	03:38
Benefits for Public Hea...	04:13
Birth Data Process & C...	04:02
Module 1 Conclusion	00:48
Module 2 Introduction	01:44
Standard Resources I...	00:42
The Guide	03:04

06:32 / 34:07 Minutes

Module 1: The Foundation for Maternal & Infant Health Information in the United States



1. Image source: National Association for Public Health Statistics and Information Systems (NAPHSIS) [Document link](#). Refer to reporting requirements in your state.
2. Source: State Definitions and Reporting Requirements for Live Births, Fetal Deaths, and Induced Terminations of Pregnancy, 1997 Revision. [Document Link](#)



Slide Title	Duration	
Course Home	02:06	<input checked="" type="checkbox"/> ^
Course Introduction	02:06	<input checked="" type="checkbox"/>
Module 1 Introduction	01:41	<input checked="" type="checkbox"/>
Live Birth and Fetal D...	01:28	
Benefits for your Facility	03:38	
Benefits for Public Hea...	04:13	
Birth Data Process & C...	04:02	
Module 1 Conclusion	00:48	
Module 2 Introduction	01:44	
Standard Resources I...	00:42	
The Guide	03:04	▼

07:20 / 34:07 Minutes



Knowledge Check 1

A woman comes to the hospital and delivers at 20 weeks gestation. The infant has a faint pulse and takes a few breaths. A few minutes later the birth attendant could detect no further signs of life. How should this event be reported?

- a. Certificate of live birth and certificate of death
- b. Certificate of fetal death
- c. Both

Back

Clear

Submit



Applying Best Practices

Slide Title	Duration	
Course Home	02:06	✓
Course Introduction	02:06	✓
Module 1 Introduction	01:41	✓
Live Birth and Fetal D...	01:28	✓
Benefits for your Facility	03:38	
Benefits for Public Hea...	04:13	
Birth Data Process & C...	04:02	
Module 1 Conclusion	00:48	
Module 2 Introduction	01:44	
Standard Resources I...	00:42	
The Guide	03:04	

Accurate Birth Data: Benefits for Your Facility



Mary, we will go over more of the documents and resources you will be using in your position, but first, I'll take you around and introduce you to some of the doctors and nurses who help with completing the medical information for the birth certificate.

07:44 / 34:07 Minutes



Applying Best Practices



Slide Title	Duration	
Course Home	02:06	✓ ^
Course Introduction	02:06	✓
Module 1 Introduction	01:41	✓
Live Birth and Fetal D...	01:28	✓
Benefits for your Facility	03:38	
Benefits for Public Hea...	04:13	
Birth Data Process & C...	04:02	
Module 1 Conclusion	00:48	
Module 2 Introduction	01:44	
Standard Resources I...	00:42	
The Guide	03:04	✓

09:21 / 34:07 Minutes



Improving Birth Certificate Information

Here are some approaches taken by Suburban hospital to improve reporting of birth certificate information.

Example Approaches to Improving Birth Certificate Data

- ✓ Established a multidisciplinary team to review records and identify challenges in reporting birth certificate information.
- ✓ Adopted use of resources, such as the Guide, to encourage adherence to birth certificate definitions.
- ✓ Modified their electronic medical records to capture information consistent with birth certificate items.
- ✓ Trained clinical staff to consistently document information in specific locations in the medical records.
- ✓ Identified the best sources and specific location in the records and developed instructions for birth information specialists on reporting this information.
- ✓ Identified experts in their state vital records department to contact with questions.
- ✓ Trained hospital staff on all of the new procedures.



Applying Best Practices



Slide Title	Duration	
○ Course Home	02:06	✓ ^
○ Course Introduction	02:06	✓
○ Module 1 Introduction	01:41	✓
○ Live Birth and Fetal D...	01:28	✓
○ Benefits for your Facility	03:38	✓
○ Benefits for Public Hea...	04:13	
○ Birth Data Process & C...	04:02	
○ Module 1 Conclusion	00:48	
○ Module 2 Introduction	01:44	
○ Standard Resources I...	00:42	
○ The Guide	03:04	✓

11:04 / 34:07 Minutes



Accurate Birth Data: Benefits for the Public's Health

The accurate reporting of birth information benefits you and your facility, and also impacts the health of those in your community and throughout the U.S.

Medical and health information from the birth certificate is critical for understanding the kinds of behaviors and practices that lead to healthy outcomes for mothers and infants.

Your role is crucial. Let's take a look.



Applying Best Practices



Slide Title	Duration	
Course Home	02:06	<input checked="" type="checkbox"/>
Course Introduction	02:06	<input checked="" type="checkbox"/>
Module 1 Introduction	01:41	<input checked="" type="checkbox"/>
Live Birth and Fetal D...	01:28	<input checked="" type="checkbox"/>
Benefits for your Facility	03:38	<input checked="" type="checkbox"/>
Benefits for Public Hea...	04:13	<input checked="" type="checkbox"/>
Birth Data Process & C...	04:02	<input type="checkbox"/>
Module 1 Conclusion	00:48	<input type="checkbox"/>
Module 2 Introduction	01:44	<input type="checkbox"/>
Standard Resources I...	00:42	<input type="checkbox"/>
The Guide	03:04	<input type="checkbox"/>

12:04 / 34:07 Minutes



Module 1: The Foundation for Maternal & Infant Health Information in the United States

The Public Health Importance of Accurate Birth Data



Back

Next



Slide Title	Duration	
Course Home	02:06	<input checked="" type="checkbox"/> ^
Course Introduction	02:06	<input checked="" type="checkbox"/>
Module 1 Introduction	01:41	<input checked="" type="checkbox"/>
Live Birth and Fetal D...	01:28	<input checked="" type="checkbox"/>
Benefits for your Facility	03:38	<input checked="" type="checkbox"/>
Benefits for Public Hea...	04:13	
Birth Data Process & C...	04:02	
Module 1 Conclusion	00:48	
Module 2 Introduction	01:44	
Standard Resources I...	00:42	
The Guide	03:04	▼

15:13 / 34:07 Minutes



Knowledge Check 3

How are birth data used by organizations to improve the health of moms and babies in the U.S.?

- a. To monitor trends in key maternal and infant health indicators, such as Cesarean delivery rates
- b. To provide clinical recommendations for specific populations
- c. To identify funding priorities for existing health programs
- d. All of the above

Back

Clear

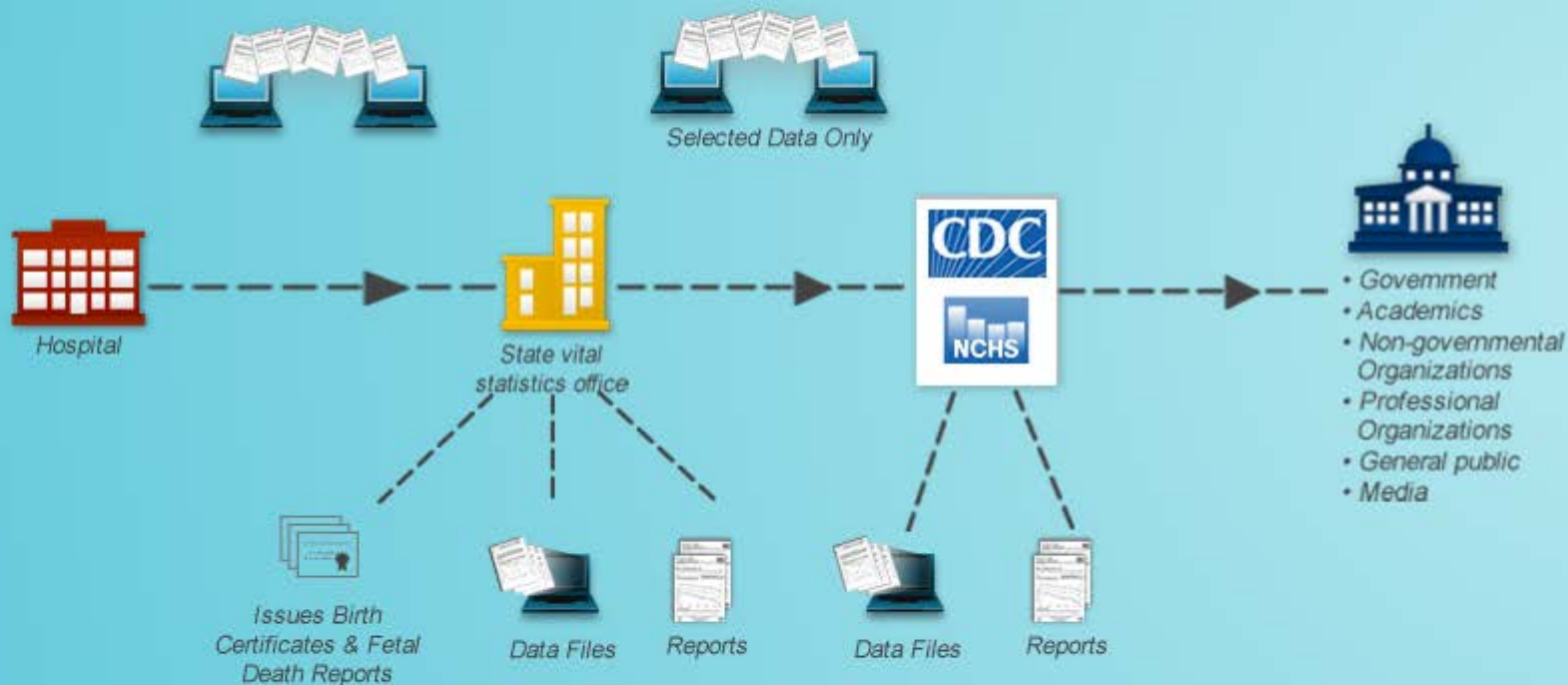
Submit



Applying Best Practices

Slide Title	Duration	
Course Home	02:06	✓
Course Introduction	02:06	✓
Module 1 Introduction	01:41	✓
Live Birth and Fetal D...	01:28	✓
Benefits for your Facility	03:38	✓
Benefits for Public Hea...	04:13	✓
Birth Data Process & C...	04:02	
Module 1 Conclusion	00:48	
Module 2 Introduction	01:44	
Standard Resources I...	00:42	
The Guide	03:04	

Birth Data Flow

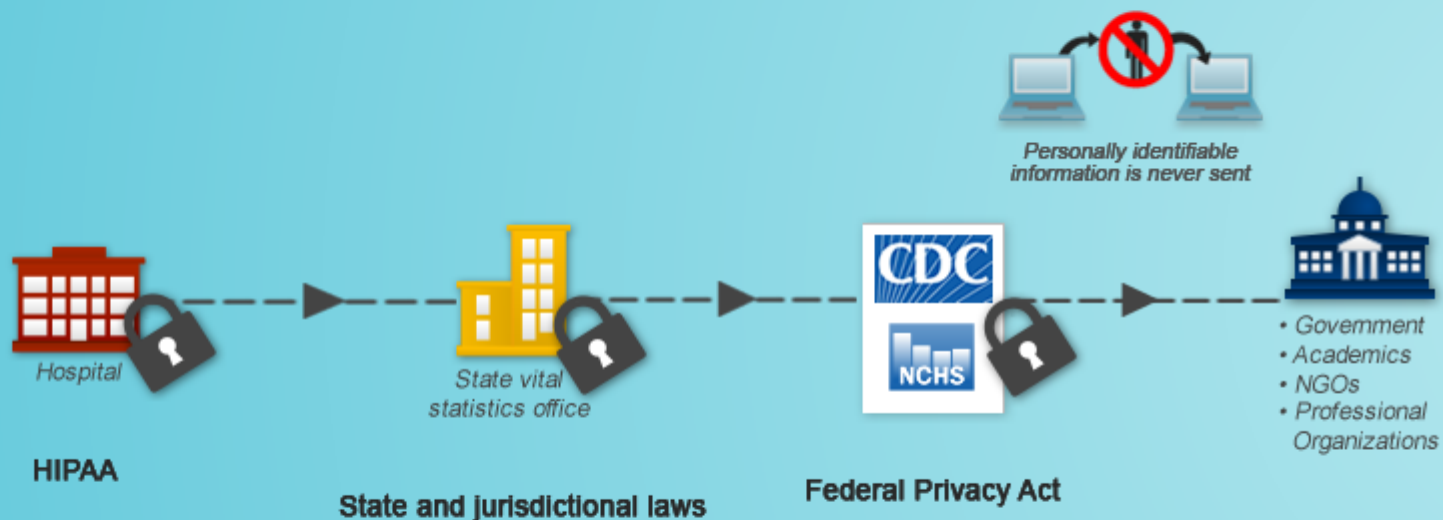


CDC, then, releases data files and reports on important topics that are used by government agencies, academic institutions, and other organizations.

Applying Best Practices

Slide Title	Duration	
Course Home	02:06	✓
Course Introduction	02:06	✓
Module 1 Introduction	01:41	✓
Live Birth and Fetal D...	01:28	✓
Benefits for your Facility	03:38	✓
Benefits for Public Hea...	04:13	✓
Birth Data Process & C...	04:02	
Module 1 Conclusion	00:48	
Module 2 Introduction	01:44	
Standard Resources I...	00:42	
The Guide	03:04	

Birth Data Confidentiality



All names, addresses, and other personally identifying information is removed before it is sent to NCHS. Then, the NCHS may share selected, non-personally identifiable information with other organizations.

Applying Best Practices



Applying Best Practices for Reporting Medical and Health Information on Birth Certificates

Slide Title	Duration	
Course Home	02:06	✓ ^
Course Introduction	02:06	✓
Module 1 Introduction	01:41	✓
Live Birth and Fetal D...	01:28	✓
Benefits for your Facility	03:38	✓
Benefits for Public Hea...	04:13	✓
Birth Data Process & C...	04:02	✓
Module 1 Conclusion	00:48	✓
Module 2 Introduction	01:44	
Standard Resources I...	00:42	
The Guide	03:04	✓

20:10 / 34:07 Minutes



SUBURBAN HOSPITAL

Birth Certificate Medical and Health Information

BIRTH DATA QUALITY →

STANDARDS →

RESOURCES →

RECOMMENDATIONS →

Module 2: Resources for Completing Birth Certificate Medical and Health Information





Slide Title	Duration	
○ Course Home	02:06	✓ ^
○ Course Introduction	02:06	✓
○ Module 1 Introduction	01:41	✓
○ Live Birth and Fetal D...	01:28	✓
○ Benefits for your Facility	03:38	✓
○ Benefits for Public Hea...	04:13	✓
○ Birth Data Process & C...	04:02	✓
○ Module 1 Conclusion	00:48	✓
○ Module 2 Introduction	01:44	
○ Standard Resources I...	00:42	
○ The Guide	03:04	✓ v



Learning Objectives

Module 2 addresses best practices which help ensure that the medical and health information on the birth certificate and report of fetal death are complete and accurate.

After completing this module you should be able to:

1. Describe the standard resources available for completing medical and health information for the birth certificate and report of fetal death.
2. Identify approaches for improving the data quality of medical and health information for the birth certificate and report of fetal death at your facility.
3. Apply criteria from the Guide to Completing the Facility Worksheets for the Certificate of Live Birth and Report of Fetal Death to ensure accurate reporting of this information.




Applying Best Practices

Slide Title	Duration	
Course Home	02:06	✓
Course Introduction	02:06	✓
Module 1 Introduction	01:41	✓
Live Birth and Fetal D...	01:28	✓
Benefits for your Facility	03:38	✓
Benefits for Public Hea...	04:13	✓
Birth Data Process & C...	04:02	✓
Module 1 Conclusion	00:48	✓
Module 2 Introduction	01:44	
Standard Resources I...	00:42	
The Guide	03:04	✓

21:22 / 34:07 Minutes

National Birth Certificate Data Items

- All states and independent vital statistics reporting areas collect the same medical and health information recommended on the [U.S. Standard Certificate of Live Birth](#).
- While only selected items are featured in this training, **ALL** of the birth certificate items are of public health importance.
- Your state may also collect additional information of particular importance to your area. Please check with your vital statistics contact.



Applying Best Practices

Slide Title	Duration	
Course Home	02:06	✓ ^
Course Introduction	02:06	✓
Module 1 Introduction	01:41	✓
Live Birth and Fetal D...	01:28	✓
Benefits for your Facility	03:38	✓
Benefits for Public Hea...	04:13	✓
Birth Data Process & C...	04:02	✓
Module 1 Conclusion	00:48	✓
Module 2 Introduction	01:44	✓
Standard Resources I...	00:42	
The Guide	03:04	✓

21:53 / 34:07 Minutes

Standard Resources to Support Data Collection Activities

- Since the inception of a national vital statistics system, states and the federal government have worked together to promote standards and consistency among state vital statistics systems as a means of promoting uniformity in the data collected.
- Medical and health information on your state's birth certificate and fetal death report conform to these national standards.
- Data collection procedures are also standardized to ensure we are all reporting the same information.





Slide Title	Duration	
○ Course Home	02:06	✓ ^
○ Course Introduction	02:06	✓
○ Module 1 Introduction	01:41	✓
○ Live Birth and Fetal D...	01:28	✓
○ Benefits for your Facility	03:38	✓
○ Benefits for Public Hea...	04:13	✓
○ Birth Data Process & C...	04:02	✓
○ Module 1 Conclusion	00:48	✓
○ Module 2 Introduction	01:44	✓
○ Standard Resources I...	00:42	
○ The Guide	03:04	✓ v



The Standard Resources

Standard resources have been developed to assist you. Select each button to learn more.

Worksheets

Two worksheets were developed to support quality data collection.

The Guide

1. Facility Worksheet: This worksheet includes the medical and health information for the birth certificate. The information included on the facility worksheet should be collected from the medical records or from a clinician with direct knowledge of the mother and the delivery. This module covers birth certificate items collected in the facility.

ME/Coroner

2. Mother's worksheet: This worksheet includes the legal/civic and some health information for the birth certificate. It is completed by the mother. This module does not cover birth certificate items from the Mother's worksheet.

EBRS

Education



Applying Best Practices

Slide Title	Duration	
Course Home	02:06	✓
Course Introduction	02:06	✓
Module 1 Introduction	01:41	✓
Live Birth and Fetal D...	01:28	✓
Benefits for your Facility	03:38	✓
Benefits for Public Hea...	04:13	✓
Birth Data Process & C...	04:02	✓
Module 1 Conclusion	00:48	✓
Module 2 Introduction	01:44	✓
Standard Resources I...	00:42	✓
The Guide	03:04	✓

22:35 / 34:07 Minutes

The Guide

The Guide to Completing the Facility Worksheets for the Certificate of Live Birth and Report of Fetal Death is the main resource for birth and fetal death medical and health information.

The medical and health information for the birth certificate should come from the medical records **OR** from a clinician with clinical knowledge of the mother, her delivery, or newborn.



Applying Best Practices



Slide Title	Duration	
Course Home	02:06	✓
Course Introduction	02:06	✓
Module 1 Introduction	01:41	✓
Live Birth and Fetal D...	01:28	✓
Benefits for your Facility	03:38	✓
Benefits for Public Hea...	04:13	✓
Birth Data Process & C...	04:02	✓
Module 1 Conclusion	00:48	✓
Module 2 Introduction	01:44	✓
Standard Resources I...	00:42	✓
The Guide	03:04	✓

23:42 / 34:07 Minutes



Module 2: Resources for Completing Birth Certificate Medical and Health Information

The Guide

For help using the Guide, review the beginning of the document. The image below is an example of a specific birth certificate item from the Guide. Review how this item should be reported.

Definitions	Instructions	Sources	Keywords/Abbreviations
16. Obstetric procedures (BC #43)			
Medical treatment or invasive/manipulative procedure performed during this pregnancy to treat the pregnancy or to manage labor and/or delivery.	If the mother has had none of the procedures, check "none of the above."	<i>See below</i>	<i>See below</i>
External cephalic version Attempted conversion of a fetus from a nonvertex to a vertex presentation by external manipulation.	If checked, also indicate whether the procedure was a success or a failure. If more than one attempt, report results of most recent attempt.	1 st Prenatal Care Record <i>under</i> — <ul style="list-style-type: none">Problem listHistorical risk summaryComplications this pregnancyFactors this pregnancy 2 nd Labor and Delivery Nursing Admission Triage Form <i>under</i> — <ul style="list-style-type: none">ComplicationsComments 3 rd Admission H&P <i>under</i> — <ul style="list-style-type: none">Current pregnancy historyMedical historyProblem list/findings 4 th Delivery Record <i>under</i> — <ul style="list-style-type: none">Maternal OB/labor summaryLabor and delivery admission historyLabor summary record	Successful version: Breech version External version Failed version: Unsuccessful external version Attempted version Failed version <i>Look for:</i> malpresentation
Successful Fetus was converted to a vertex presentation.			
Failed Fetus was not converted to a vertex presentation.			



Applying Best Practices



Slide Title	Duration	
Course Home	02:06	✓ ^
Course Introduction	02:06	✓
Module 1 Introduction	01:41	✓
Live Birth and Fetal D...	01:28	✓
Benefits for your Facility	03:38	✓
Benefits for Public Hea...	04:13	✓
Birth Data Process & C...	04:02	✓
Module 1 Conclusion	00:48	✓
Module 2 Introduction	01:44	✓
Standard Resources I...	00:42	✓
The Guide	03:04	✓ v

23:54 / 34:07 Minutes



Module 2: Resources for Completing Birth Certificate Medical and Health Information

Knowledge Check 1

Standardization of birth certificate data, that is, making sure that we are all using the same item definitions and reporting standards, is important to ensure accurate and reliable data for the country as a whole and for state comparisons (for example, state rates of preterm birth).

- a. True
- b. False

Back

Submit



Applying Best Practices



Slide Title	Duration	
○ Course Home	02:06	✓ ^
○ Course Introduction	02:06	✓
○ Module 1 Introduction	01:41	✓
○ Live Birth and Fetal D...	01:28	✓
○ Benefits for your Facility	03:38	✓
○ Benefits for Public Hea...	04:13	✓
○ Birth Data Process & C...	04:02	✓
○ Module 1 Conclusion	00:48	✓
○ Module 2 Introduction	01:44	✓
○ Standard Resources I...	00:42	✓
○ The Guide	03:04	✓

25:40 / 34:07 Minutes



Your Role in Reporting Birth Certificate Information

There are some common challenges you might encounter when collecting birth and fetal death information.

There are resources available to assist you in accurately collecting this information. They will be highlighted within each of the challenge scenarios.

To continue, select your role in your facility below.

Birth Information Specialist

Clinician



Applying Best Practices



Slide Title	Duration	
○ Course Home	02:06	✓
○ Course Introduction	02:06	✓
○ Module 1 Introduction	01:41	✓
○ Live Birth and Fetal D...	01:28	✓
○ Benefits for your Facility	03:38	✓
○ Benefits for Public Hea...	04:13	✓
○ Birth Data Process & C...	04:02	✓
○ Module 1 Conclusion	00:48	✓
○ Module 2 Introduction	01:44	✓
○ Standard Resources I...	00:42	✓
○ The Guide	03:04	✓

26:01 / 34:07 Minutes



Ensuring Records are Up-to-Date

Challenge 1

Medical and health items require that the mother's medical records are available and up-to-date.



What can I do to ensure the most up-to-date medical records are used to complete the birth certificate?
[Select to learn more.](#)

Approaches to Improving Data Quality

- Confirm you have the most up-to-date medical records before completing items for the birth certificate.
- This may require contacting the prenatal care provider's office or clinical staff in labor and delivery to obtain missing or updated records.





Slide Title	Duration	
○ Benefits for Public Hea...	04:13	<input checked="" type="checkbox"/>
○ Birth Data Process & C...	04:02	<input checked="" type="checkbox"/>
○ Module 1 Conclusion	00:48	<input checked="" type="checkbox"/>
○ Module 2 Introduction	01:44	<input checked="" type="checkbox"/>
○ Standard Resources I...	00:42	<input checked="" type="checkbox"/>
○ The Guide	03:04	<input checked="" type="checkbox"/>
○ Staff Roles	00:21	<input checked="" type="checkbox"/>
○ Birth Information Spe...	03:13	
○ Clinician Section	04:07	
○ Course Conclusion	00:25	<input checked="" type="checkbox"/>
○ Resources	00:22	<input checked="" type="checkbox"/>

26:16 / 34:07 Minutes

Knowledge Check 3

Mary, the BIS, has just started to work on completing the Facility worksheet for Ms. Wilson in Room 307. She notices that the prenatal care records track up to 36 weeks but the mom delivered at 39 weeks. She is completing the “number of prenatal visits” and “hypertension during pregnancy” items. Select each box to see how birth information can vary when records are not up-to-date.

Mary does NOT use updated records

Mary DOES use updated records

Applying Best Practices



Slide Title	Duration	
○ Course Home	02:06	✓
○ Course Introduction	02:06	✓
○ Module 1 Introduction	01:41	✓
○ Live Birth and Fetal D...	01:28	✓
○ Benefits for your Facility	03:38	✓
○ Benefits for Public Hea...	04:13	✓
○ Birth Data Process & C...	04:02	✓
○ Module 1 Conclusion	00:48	✓
○ Module 2 Introduction	01:44	✓
○ Standard Resources I...	00:42	✓
○ The Guide	03:04	✓

26:16 / 34:07 Minutes



Knowledge Check 3

Mary, the BIS, has just started to work on completing the Facility worksheet for Ms. Wilson in Room 307. She notices that the prenatal care records track up to 36 weeks but the mom delivered at 39 weeks. She is completing the “number of prenatal visits” and “hypertension during pregnancy” items. Select each box to see how birth information can vary when records are not up-to-date.

**Mary does NOT
use updated
records**

**Mary DOES use
updated records**

On the worksheet, Mary enters 11 for the number of Prenatal Care Visits and checks “none” for Pregnancy Risk Factors.

Close





Slide Title	Duration	
Benefits for Public Hea...	04:13	<input checked="" type="checkbox"/>
Birth Data Process & C...	04:02	<input checked="" type="checkbox"/>
Module 1 Conclusion	00:48	<input checked="" type="checkbox"/>
Module 2 Introduction	01:44	<input checked="" type="checkbox"/>
Standard Resources I...	00:42	<input checked="" type="checkbox"/>
The Guide	03:04	<input checked="" type="checkbox"/>
Staff Roles	00:21	<input checked="" type="checkbox"/>
Birth Information Spe...	03:13	
Clinician Section	04:07	
Course Conclusion	00:25	<input checked="" type="checkbox"/>
Resources	00:22	<input checked="" type="checkbox"/>

26:16 / 34:07 Minutes



Knowledge Check 3

Mary, the BIS, has just started to work on completing the Facility worksheet for Ms. Wilson in Room 307. She notices that the prenatal care records track up to 36 weeks but the mom delivered at 39 weeks. She is completing the “number of prenatal visits” and “hypertension during pregnancy” items. Select each box to see how birth information can vary when records are not up-to-date.

Mary does NOT use updated records

Mary DOES use updated records

After obtaining the updated records, Mary sees that Ms. Wilson had a number of additional visits toward the end of her pregnancy, and developed high blood pressure, which ultimately resulted in pre-eclampsia. With the updated records, Mary enters “16” for the number of prenatal visits and she selects the pregnancy risk factor, hypertension during pregnancy.

Note: It is important to work with clinical and non-clinical staff at your facility and with prenatal care offices to ensure that updated records are used to complete the birth certificate. This scenario depicts how much this communication impacts the data.

Close



Applying Best Practices



Slide Title	Duration	
○ Course Home	02:06	✓^
○ Course Introduction	02:06	✓
○ Module 1 Introduction	01:41	✓
○ Live Birth and Fetal D...	01:28	✓
○ Benefits for your Facility	03:38	✓
○ Benefits for Public Hea...	04:13	✓
○ Birth Data Process & C...	04:02	✓
○ Module 1 Conclusion	00:48	✓
○ Module 2 Introduction	01:44	✓
○ Standard Resources I...	00:42	✓
○ The Guide	03:04	✓v

26:24 / 34:07 Minutes



Using the Guide to Ensure Adherence to Standards

Challenge 2

Medical and health items adhere to specific definitions outlined in the Guide. These definitions may not always be consistent with those used by your hospital, so it is important to understand these terms.



How do I know whether the information recorded in the medical records is consistent with birth certificate items?
[Select to learn more.](#)

Approaches to Improving Data Quality

- Check the [Guide](#) for detailed information on definitions, instructions, sources, and keywords to ensure all relevant information is provided and consistent with birth certificate or fetal death report items.



Applying Best Practices



Slide Title	Duration
Course Home	02:06
Course Introduction	02:06
Module 1 Introduction	01:41
Live Birth and Fetal D...	01:28
Benefits for your Facility	03:38
Benefits for Public Hea...	04:13
Birth Data Process & C...	04:02
Module 1 Conclusion	00:48
Module 2 Introduction	01:44
Standard Resources I...	00:42
The Guide	03:04

27:01 / 34:07 Minutes



Module 2: Resources for Completing Birth Certificate Medical and Health Information - Birth Information Specialist

Knowledge Check 8

You are completing information on the newborn in the facility worksheet. The L&D summary indicates that the baby was being breastfed after delivery, but the nurse's notes indicate that the baby has also received formula. What should you select for the birth certificate item, Is the Infant being Breastfed at Discharge?

- a. Yes
- b. No
- c. Select nothing, and research further to determine if the infant was breastfed during the last hours of the hospital stay.
- d. Unknown

Back

Clear

Submit



Applying Best Practices



Slide Title	Duration	
○ Course Home	02:06	✓
○ Course Introduction	02:06	✓
○ Module 1 Introduction	01:41	✓
○ Live Birth and Fetal D...	01:28	✓
○ Benefits for your Facility	03:38	✓
○ Benefits for Public Hea...	04:13	✓
○ Birth Data Process & C...	04:02	✓
○ Module 1 Conclusion	00:48	✓
○ Module 2 Introduction	01:44	✓
○ Standard Resources I...	00:42	✓
○ The Guide	03:04	✓

27:09 / 34:07 Minutes



Providing the Most Complete Information

Challenge 3

Medical and health items require that specific information is documented clearly and completely in the medical records.



What do I do when the medical records are not complete or the information is not readily accessible?
[Select to learn more.](#)

Approaches to Improving Data Quality

- Review all records carefully as information may be available in different records or requires a more thorough review of the notes.
- Consult the clinician with knowledge of the mother and delivery to see whether they have the information.

If information is incomplete,

- Do not estimate or guess a response.
- Do not ask the mother for the information.



Applying Best Practices



Slide Title	Duration	
○ Course Home	02:06	✓ ^
○ Course Introduction	02:06	✓
○ Module 1 Introduction	01:41	✓
○ Live Birth and Fetal D...	01:28	✓
○ Benefits for your Facility	03:38	✓
○ Benefits for Public Hea...	04:13	✓
○ Birth Data Process & C...	04:02	✓
○ Module 1 Conclusion	00:48	✓
○ Module 2 Introduction	01:44	✓
○ Standard Resources I...	00:42	✓
○ The Guide	03:04	✓ v

27:22 / 34:07 Minutes



Providing the Most Complete Information

Challenge 3 Continued

Medical and health items require that specific information is documented clearly and completely in the medical records.



In particular, what should I do when date information is incomplete or only partially complete? [Select to learn more.](#)

Approaches to Improving Data Quality

If date information is partially complete,

- Enter all parts of the date that are known.
- Enter unknown for any parts of the date that are missing. For example, if the day of the date of the first prenatal care visit is not available but the month and year are available, enter the month and year.





Slide Title	Duration	
Course Home	02:06	✓^
Course Introduction	02:06	✓
Module 1 Introduction	01:41	✓
Live Birth and Fetal D...	01:28	✓
Benefits for your Facility	03:38	✓
Benefits for Public Hea...	04:13	✓
Birth Data Process & C...	04:02	✓
Module 1 Conclusion	00:48	✓
Module 2 Introduction	01:44	✓
Standard Resources I...	00:42	✓
The Guide	03:04	✓✓

27:36 / 34:07 Minutes



Knowledge Check 9

You are researching the mother's prenatal care records to complete the birth certificate item, Date of the first prenatal care visit. The mom's records show the first visit occurred in November 2014. The complete date doesn't appear to be anywhere else in the records. What is the correct date format to use for this field?

- a. Month: 11; Day: Unknown; Year: 2014
- b. Month: Unknown; Day: Unknown; Year: Unknown
- c. Month: 11; Day: 15; Year: 2014
- d. Month: Unknown; Day: Unknown; Year: 2014

Back

Clear

Submit



Applying Best Practices



Slide Title	Duration	
○ Course Home	02:06	✓
○ Course Introduction	02:06	✓
○ Module 1 Introduction	01:41	✓
○ Live Birth and Fetal D...	01:28	✓
○ Benefits for your Facility	03:38	✓
○ Benefits for Public Hea...	04:13	✓
○ Birth Data Process & C...	04:02	✓
○ Module 1 Conclusion	00:48	✓
○ Module 2 Introduction	01:44	✓
○ Standard Resources I...	00:42	✓
○ The Guide	03:04	✓

27:51 / 34:07 Minutes



Reconciling Conflicting or Unclear Medical and Health Information

Challenge 4

There are a number of medical records that contain birth information. Sometimes the information is conflicting and unclear. For example, the prenatal care records indicate the mother had gestational diabetes, but the Labor and Delivery records indicates pre-pregnancy diabetes.



How do I ensure the most accurate information is recorded when information is conflicting or unclear in the medical records? [Select to learn more.](#)

Approaches to Improving Data Quality

- Communicate with clinical staff to identify the preferred medical record sources for the birth certificate items at your facility and where to find the information in those records.
- Refer to the Guide on preferred sources to assist in this process.
- Consult with a clinician with direct knowledge of the mother and delivery to determine the best response.





Slide Title	Duration	
○ Course Home	02:06	✓^
○ Course Introduction	02:06	✓
○ Module 1 Introduction	01:41	✓
○ Live Birth and Fetal D...	01:28	✓
○ Benefits for your Facility	03:38	✓
○ Benefits for Public Hea...	04:13	✓
○ Birth Data Process & C...	04:02	✓
○ Module 1 Conclusion	00:48	✓
○ Module 2 Introduction	01:44	✓
○ Standard Resources I...	00:42	✓
○ The Guide	03:04	✓



Knowledge Check 12

Sometimes information in the medical records is unclear or inconsistent making it difficult for the birth information specialist to know what to report on the birth certificate. For example, the obstetric estimate of gestational age (OE) in the labor and delivery records is 38 weeks and 6 days, but the newborn record states 39 weeks. Mary asks Anya for clarification.

Select here to read how Anya can assist Mary in reconciling this information.

Anya reviews the records and confirms that the OE of gestational age was 38 weeks and 6 days. Based on The Guide, Mary knows that the OE must be rounded down for the birth certificate to reflect completed weeks of gestation, so she records 38 weeks for this item on the birth certificate.



Applying Best Practices



Slide Title	Duration	
○ Course Home	02:06	<input checked="" type="checkbox"/>
○ Course Introduction	02:06	<input checked="" type="checkbox"/>
○ Module 1 Introduction	01:41	<input checked="" type="checkbox"/>
○ Live Birth and Fetal D...	01:28	<input checked="" type="checkbox"/>
○ Benefits for your Facility	03:38	<input checked="" type="checkbox"/>
○ Benefits for Public Hea...	04:13	<input checked="" type="checkbox"/>
○ Birth Data Process & C...	04:02	<input checked="" type="checkbox"/>
○ Module 1 Conclusion	00:48	<input checked="" type="checkbox"/>
○ Module 2 Introduction	01:44	<input checked="" type="checkbox"/>
○ Standard Resources I...	00:42	<input checked="" type="checkbox"/>
○ The Guide	03:04	<input checked="" type="checkbox"/>

28:29 / 34:07 Minutes



Summary

Remember that accurate reporting of medical and health information for the birth certificate and report of fetal death relies on the following:

- Up-to-date medical records,
- Information that adheres to definitions outlined in the Guide,
- Clear and complete medical records documentation.
- Reconciliation of conflicting or unclear medical record information.

This concludes the section for Birth Information Specialists on challenges and approaches to improving data quality at your facility. To continue select one of the options below.

Select to complete
the course

Select to view the
content for
Clinicians





Slide Title	Duration	
Course Home	02:06	✓
Course Introduction	02:06	✓
Module 1 Introduction	01:41	✓
Live Birth and Fetal D...	01:28	✓
Benefits for your Facility	03:38	✓
Benefits for Public Hea...	04:13	✓
Birth Data Process & C...	04:02	✓
Module 1 Conclusion	00:48	✓
Module 2 Introduction	01:44	✓
Standard Resources I...	00:42	✓
The Guide	03:04	✓

29:15 / 34:07 Minutes



Ensuring Records are Up-to-Date

Challenge 1

Medical and health items require that the mother's medical records are available and up-to-date.



What can I do to ensure the most up-to-date medical records are used to complete the birth certificate? [Select to learn more.](#)

Approaches to Improving Data Quality

- Work with clinical and non-clinical staff completing the birth certificate medical and health information to obtain all necessary up-to-date medical records.
- This may require you or staff in your facility to work with prenatal care provider offices to provide records as needed.



Applying Best Practices



Slide Title	Duration	
Course Home	02:06	✓
Course Introduction	02:06	✓
Module 1 Introduction	01:41	✓
Live Birth and Fetal D...	01:28	✓
Benefits for your Facility	03:38	✓
Benefits for Public Hea...	04:13	✓
Birth Data Process & C...	04:02	✓
Module 1 Conclusion	00:48	✓
Module 2 Introduction	01:44	✓
Standard Resources I...	00:42	✓
The Guide	03:04	✓

31:10 / 34:07 Minutes



Report of Fetal Death: Reporting Cause of Fetal Death

Challenge 5

Fetal deaths are rare events. Better information on the cause of fetal death can help us to prevent these tragic events in the future. While sometimes unknown, the cause of these deaths is a critical piece of information to identify why the death occurred and factors that might influence ways to prevent such losses.



How do I ensure the most accurate information is recorded for the cause of fetal death? [Select to learn more.](#) Only select "Next" after you have reviewed all 5 items.

Approaches to Improving Data Quality

- The attendant at delivery or the medical examiner/coroner is responsible for reporting cause of fetal death.
- Provide your best medical opinion in the cause-of-death section of the Report of Fetal Death
- The cause-of-death section has two parts. [Select to view this section of the report.](#)
- The cause of fetal death should reflect information from the autopsy or other types of postmortem examinations, if performed. [Select to learn more.](#)
- Consult the [Medical Examiners and Coroners' Handbook on Death Registration and Fetal Death Reporting](#)

Back

Next





Report of Fetal Death

Slide Title	Duration	
Course Home	02:06	<input checked="" type="checkbox"/>
Course Introduction	02:06	<input checked="" type="checkbox"/>
Module 1 Introduction	01:41	<input checked="" type="checkbox"/>
Live Birth and Fetal D...	01:28	<input checked="" type="checkbox"/>
Benefits for your Facility	03:38	<input checked="" type="checkbox"/>
Benefits for Public Hea...	04:13	<input checked="" type="checkbox"/>
Birth Data Process & C...	04:02	<input checked="" type="checkbox"/>
Module 1 Conclusion	00:48	<input checked="" type="checkbox"/>
Module 2 Introduction	01:44	<input checked="" type="checkbox"/>
Standard Resources I...	00:42	<input checked="" type="checkbox"/>
The Guide	03:04	<input checked="" type="checkbox"/>

31:45 / 34:07 Minutes

CAUSE OF FETAL DEATH

 Mother's Name

 Mother's Medical Record No.

18. CAUSE/CONDITIONS CONTRIBUTING TO FETAL DEATH

18a. INITIATING CAUSE/CONDITION
 (AMONG THE CHOICES BELOW, PLEASE SELECT THE ONE WHICH MOST LIKELY BEGAN THE SEQUENCE OF EVENTS RESULTING IN THE DEATH OF THE FETUS)

Maternal Conditions/Diseases (Specify) _____

Complications of Placenta, Cord, or Membranes

- Rupture of membranes prior to onset of labor
- Abruptio placenta
- Placental insufficiency
- Prolapsed cord
- Chorioamnionitis
- Other Specify) _____

Other Obstetrical or Pregnancy Complications (Specify) _____

Fetal Anomaly (Specify) _____

Fetal Injury (Specify) _____

Fetal Infection (Specify) _____

Other Fetal Conditions/Disorders (Specify) _____

18b. OTHER SIGNIFICANT CAUSES OR CONDITIONS
 (SELECT OR SPECIFY ALL OTHER CONDITIONS CONTRIBUTING TO DEATH IN ITEM 18b)

Maternal Conditions/Diseases (Specify) _____

Complications of Placenta, Cord, or Membranes

- Rupture of membranes prior to onset of labor
- Abruptio placenta
- Placental insufficiency
- Prolapsed cord
- Chorioamnionitis
- Other Specify) _____

Other Obstetrical or Pregnancy Complications (Specify) _____

Fetal Anomaly (Specify) _____

Fetal Injury (Specify) _____

Fetal Infection (Specify) _____

Other Fetal Conditions/Disorders (Specify) _____

Link to Report of Fetal Death document:
http://www.cdc.gov/nchs/nvss/vital_certificate_revisions.htm

Back





Slide Title	Duration	
○ Course Home	02:06	✓
○ Course Introduction	02:06	✓
○ Module 1 Introduction	01:41	✓
○ Live Birth and Fetal D...	01:28	✓
○ Benefits for your Facility	03:38	✓
○ Benefits for Public Hea...	04:13	✓
○ Birth Data Process & C...	04:02	✓
○ Module 1 Conclusion	00:48	✓
○ Module 2 Introduction	01:44	✓
○ Standard Resources I...	00:42	✓
○ The Guide	03:04	✓



Summary

Accurate reporting of medical and health information for the birth certificate and report of fetal death relies on the following:

- Up-to-date medical records.
- Information that adheres to definitions outlined in the Guide.
- Clear and complete documentation in the medical records of items in the Guide.
- Reconciling what may be conflicting or unclear information in the medical records, and
- Complete reporting of the cause of fetal death information.

This concludes the section for Clinicians on challenges and approaches to improving data quality at your facility. To continue, select from the two options below.

Select to complete the course

Select to view the content for the Birth Information Specialist



Slide Title	Duration	
Course Home	02:06	<input checked="" type="checkbox"/>
Course Introduction	02:06	<input checked="" type="checkbox"/>
Module 1 Introduction	01:41	<input checked="" type="checkbox"/>
Live Birth and Fetal D...	01:28	<input checked="" type="checkbox"/>
Benefits for your Facility	03:38	<input checked="" type="checkbox"/>
Benefits for Public Hea...	04:13	<input checked="" type="checkbox"/>
Birth Data Process & C...	04:02	<input checked="" type="checkbox"/>
Module 1 Conclusion	00:48	<input checked="" type="checkbox"/>
Module 2 Introduction	01:44	<input checked="" type="checkbox"/>
Standard Resources I...	00:42	<input checked="" type="checkbox"/>
The Guide	03:04	<input checked="" type="checkbox"/>

Conclusion

“The importance of vital statistics to the family, to the state, and to medicine, can hardly be overestimated.” *

Accurate reporting of birth and fetal death data is essential to improving maternal and infant health in the United States. We thank you for your contribution to this important process.

“If you cannot measure it, you cannot improve it.”

Source: Lord Kelvin

*Source: Hurty, J.N, Phar.D, M.D. The Bookkeeping of Humanity. JAMA 1910 Oct 1;55(14):1157-1159



Slide Title	Duration	
○ Course Home	02:06	✓
○ Course Introduction	02:06	✓
○ Module 1 Introduction	01:41	✓
○ Live Birth and Fetal D...	01:28	✓
○ Benefits for your Facility	03:38	✓
○ Benefits for Public Hea...	04:13	✓
○ Birth Data Process & C...	04:02	✓
○ Module 1 Conclusion	00:48	✓
○ Module 2 Introduction	01:44	✓
○ Standard Resources I...	00:42	✓
○ The Guide	03:04	✓

33:48 / 34:07 Minutes



Resources

Guides and Standards

- The Guide to Completing the Facility Worksheet for the Certificate of Live Birth and Report of Fetal Death - <http://www.cdc.gov/nchs/data/dvs/GuidetoCompleteFacilityWks.pdf>
- U.S. Standard Certificate of Live Birth - <http://www.cdc.gov/nchs/data/dvs/birth11-03final-ACC.pdf>
- U.S. Standard Report of Fetal Death - <http://www.cdc.gov/nchs/data/dvs/FDEATH11-03finalACC.pdf>
- National Standard Facility Worksheet (Birth Certificate) - <http://www.cdc.gov/nchs/data/dvs/facwksBF04.pdf>
- National Standard Mother's Worksheet (Birth Certificate) - http://www.cdc.gov/nchs/data/dvs/momswkstf_improv.pdf
- Additional information on national vital statistics resources - http://www.cdc.gov/nchs/nvss/vital_certificate_revisions.htm

For the above resources also contact your state vital records office for resources specific to your state.





Slide Title	Duration	
○ Benefits for Public Hea...	04:13	✓ ^
○ Birth Data Process & C...	04:02	✓
○ Module 1 Conclusion	00:48	✓
○ Module 2 Introduction	01:44	✓
○ Standard Resources I...	00:42	✓
○ The Guide	03:04	✓
○ Staff Roles	00:21	✓
○ Birth Information Spe...	03:13	
○ Clinician Section	04:07	
○ Course Conclusion	00:25	✓
○ Resources	00:22	✓ v



33:50 / 34:07 Minutes



Resources

Guides and Standards (Continued)

- Hospital Guidelines for Reporting Live Births, Infant Deaths, Fetal Deaths, and Induced Terminations of Pregnancy - <http://www.health.wyo.gov/Media.aspx?mediaId=13096>
- State Definitions and Reporting Requirements for Live Births, Fetal Deaths, and Induced Terminations of Pregnancy (revised 1997) - <http://www.cdc.gov/nchs/data/misc/itop97.pdf>
- Medical Examiners and Coroners Handbook on Death Registration and Fetal Death Reporting - http://www.cdc.gov/nchs/data/misc/hb_me.pdf



Applying Best Practices



Slide Title	Duration	
○ Course Home	02:06	✓^
○ Course Introduction	02:06	✓
○ Module 1 Introduction	01:41	✓
○ Live Birth and Fetal D...	01:28	✓
○ Benefits for your Facility	03:38	✓
○ Benefits for Public Hea...	04:13	✓
○ Birth Data Process & C...	04:02	✓
○ Module 1 Conclusion	00:48	✓
○ Module 2 Introduction	01:44	✓
○ Standard Resources I...	00:42	✓
○ The Guide	03:04	✓

33:59 / 34:07 Minutes



Thank You

Thank you for completing this course “**Applying Best Practices for Reporting Medical and Health information on the Birth Certificate**”.

Please exit the course and proceed to CE Credit if appropriate.

Exit Course



Resources

- Course landing page:
 - <http://www.cdc.gov/nchs/training/BirthCertificateElearning/>
- CDC TRAIN (certificate of completion)
 - <http://www.cdc.gov/nchs/training/BirthCertificateElearning/certificate.htm>
 - <https://cdc.train.org/DesktopShell.aspx>
- TCEO (continuing education credits)
 - <http://www.cdc.gov/nchs/training/BirthCertificateElearning/continuing-education.htm>
 - <https://www2a.cdc.gov/TCEOonline/>

Resources

- Promotional Flyer
 - Email MOsterman@cdc.gov for electronic copy



Now available!

APPLYING BEST PRACTICES FOR REPORTING MEDICAL AND HEALTH INFORMATION ON BIRTH CERTIFICATES

Description
This course is designed to increase knowledge of the importance of and best practices for reporting birth certificate and report of fetal death information.

Target Audience
Physicians, nurses, and non-clinical staff at hospitals or free standing birthing centers who are responsible for completing the medical and health information for the certificate of live birth and report of fetal death.

To access the course, visit:
www.cdc.gov/nchs/training/BirthCertificateElearning

DISCOVER YOUR ROLE IN IMPROVING MATERNAL AND INFANT HEALTH DATA

UNDERSTAND THE BENEFITS FOR YOUR FACILITY, STATE, AND THE NATION

IDENTIFY RESOURCES AVAILABLE TO YOU TO ASSIST IN THIS IMPORTANT ROLE

APPLY YOUR KNOWLEDGE USING INTERACTIVE DISPLAYS AND QUIZZES

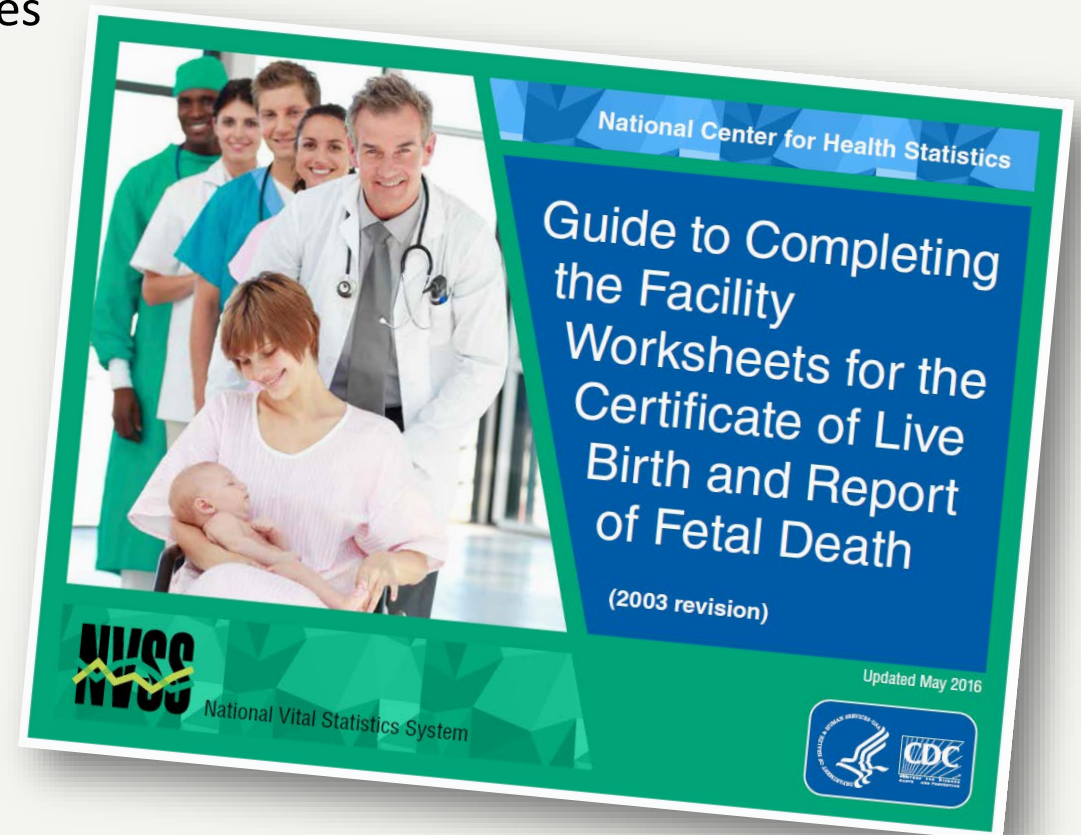
CONTINUING EDUCATION (CME, CNE, CEU, & CPH) & COURSE CERTIFICATES ARE AVAILABLE FOR THIS COURSE

Course content provided by representatives from the Centers for Disease Control and Prevention's National Center for Health Statistics, National Association of Public Health Statistics and Information Systems, and vital statistics agencies across the U.S.

Resources

- Updated Guidebook:

- <http://www.cdc.gov/nchs/data/dvs/GuidetoCompleteFacilityWks.pdf>
- Email MOsterman@cdc.gov to order hard copies
 - Free!
 - Order as many as you want!



Available NOW!

Come and get it!